



BACK TO BASIC

TUTORIAL PRESENTATION

OBJECTIVE

TO MAINTAIN
THE RECORDS OF
BACK TO BASIC.

DYNAMIC AND
MULTI- WAY
OUTPUT


TIME SAVED IS
THE TIME
EARNED.

EASY TO USE

UNIFORMITY

COMPARISION
OF DATA

ACCURACY



Important Points

- ▶ This software works on B2B Principal that Teacher is grass root Practitioner. Hence it gives freedom to teacher to choose max. marks as per UNIT/ Lesson Covered under LAT Exam.
- ▶ This software follows the basic Principal of B2B Principal of Spiral Learning. Hence it prominences on Conduct of Retest after Remedial, Recapitulation and Reinforcement.
- ▶ It converts all the marks into grades as per following criteria

RANGE	GRADE
UP TO 35%	L(-1)
36% TO 50%	L1
51% TO 70%	L2
71% AND ABOVE	L3

Instructions for Use of the Software

- ▶ This software can be utilized Teacher wise or Class wise.
- ▶ All the links are given on Home tab.
- ▶ If you want to use it Class wise select the same Class and section from the drop menu and use the same student profile
- ▶ If you want to use it Teacher wise select the Classes and section the teacher teaches from the drop menu but keep the subject as per teacher's time table and enter the student Profile in front of every class.
- ▶ Enter Name of the region in sub-Header at Home Page. Enter the name of KV, School address, Name of the teacher(In case teacher wise) , session.
- ▶ Click on the class and section to select them.
- ▶ click on Student profile of the selected class and entre students details.
- ▶ Now Click on the month to entre LAT marks month wise.

Continued....

- ▶ Click on the Cluster Level, Regional Level, National Level and Session Ending Exam in front of the Class Selected.
- ▶ Enter Max. Marks of the Test Conducted and Enter the score LAT and retest.
- ▶ Take the Print out of the Reporting format/Monitoring Sheet at the end of month, wait for 5 seconds to display all details.
- ▶ To take Print out of Report Card first select class, section and subject then select the roll No. of the student from the drop down menu
- ▶ Write the Name of the Topic /Chapter Manually.
- ▶ Write the steps Taken for Improvement after taking Print out of the Reporting Format.
- ▶ Select the Class, Section and Subject for consolidated Sheet.
- ▶ if software is maintained Class wise then report card can be printed class wise by putting Particular Roll No. For Printing the report card class wise its mandatory that at Home Tab all the classes and sections must be same.



KENDRIYA VIDYALAYA SANGATHAN

MUMBAI REGION

RESULT AUTOMATION FOR BACK TO BASICS



HOME PAGE

NAME OF KV	
SESSION	

SCHOOL ADDRESS

CLASS	SECTION	SUBJECT	STUDENT	INPUT MARKS OF LAT										CLUSTER LEVEL	REGIONAL LEVEL	NATIONAL LEVEL	SESSION ENDING	NAME OF THE SUBJECT
				SELECT MONTH FROM THE DROP MENU														
			CLICK HERE	APR	JUNE	JULY	AUG	SEP	OCT	NOV	DEC	JAN	FEB	CLICK HERE	CLICK HERE	CLICK HERE	CLICK HERE	
			CLICK HERE	APR	JUNE	JULY	AUG	SEP	OCT	NOV	DEC	JAN	FEB	CLICK HERE	CLICK HERE	CLICK HERE	CLICK HERE	
			CLICK HERE	APR	JUNE	JULY	AUG	SEP	OCT	NOV	DEC	JAN	FEB	CLICK HERE	CLICK HERE	CLICK HERE	CLICK HERE	
			CLICK HERE	APR	JUNE	JULY	AUG	SEP	OCT	NOV	DEC	JAN	FEB	CLICK HERE	CLICK HERE	CLICK HERE	CLICK HERE	
			CLICK HERE	APR	JUNE	JULY	AUG	SEP	OCT	NOV	DEC	JAN	FEB	CLICK HERE	CLICK HERE	CLICK HERE	CLICK HERE	
			CLICK HERE	APR	JUNE	JULY	AUG	SEP	OCT	NOV	DEC	JAN	FEB	CLICK HERE	CLICK HERE	CLICK HERE	CLICK HERE	

Reporting Format

Consolidated Statement

Consolidated Class Wise

Class Wise Report Card

Subject Wise Report Card

Release beta Version 1.0 (2019)

HELPLINE :

Anil Kumar,
(PGT Maths, KV INS Mandovi)

anilduhanharyana@gmail.com

Sunder Lal Yadav
(PGT CS, KV-1 Chamera (NHPC))

sunderinv@gmail.com

SELECT CLASS, SECTION & SUBJECT

WRITE KV NAME & SESSION

TYPE REGION NAME

TYPE TEACHER NAME



KENDRIYA VIDYALAYA SANGATHAN

MUMBAI REGION

RESULT AUTOMATION FOR BACK TO BASICS



HOME PAGE

NAME OF KV
SESSION

SCHOOL ADDRESS

CLASS	SECTION	SUBJECT	STUDENT	INPUT MARKS OF LAT										CLUSTER LEVEL	REGIONAL LEVEL	NATIONAL LEVEL	SESSION ENDING	NAME OF THE SUBJECT
				SELECT MONTH FROM THE DROP MENU														
			CLICK HERE	APR	JUNE	JULY	AUG	SEP	OCT	NOV	DEC	JAN	FEB	CLICK HERE	CLICK HERE	CLICK HERE	CLICK HERE	
			CLICK HERE	APR	JUNE	JULY	AUG	SEP	OCT	NOV	DEC	JAN	FEB	CLICK HERE	CLICK HERE	CLICK HERE	CLICK HERE	
			CLICK HERE	APR	JUNE	JULY	AUG	SEP	OCT	NOV	DEC	JAN	FEB	CLICK HERE	CLICK HERE	CLICK HERE	CLICK HERE	
			CLICK HERE	APR	JUNE	JULY	AUG	SEP	OCT	NOV	DEC	JAN	FEB	CLICK HERE	CLICK HERE	CLICK HERE	CLICK HERE	
			CLICK HERE	APR	JUNE	JULY	AUG	SEP	OCT	NOV	DEC	JAN	FEB	CLICK HERE	CLICK HERE	CLICK HERE	CLICK HERE	
			CLICK HERE	APR	JUNE	JULY	AUG	SEP	OCT	NOV	DEC	JAN	FEB	CLICK HERE	CLICK HERE	CLICK HERE	CLICK HERE	

Reporting Format

Consolidated Statement

Consolidated Class Wise

Class Wise Report Card

Subject Wise Report Card

TO USE IT CLASS WISE
SELECT SAME CLASS & SECTION

NAME OF K V SESSION		KV INS MANDOVI 2019-20	
CLASS	SECTION	SUBJECT	STUDENT PROFILE
VI	A	HINDI	CLICK HERE
VI	A	ENGLISH	CLICK HERE
VI	A	MATHS	CLICK HERE
VI	A	SCIENCE	CLICK HERE
VI	A	SOCIAL SCI.	CLICK HERE
VI	A	SANSKRIT	CLICK HERE

IF SOFTWARE IS TO BE USED TEACHER WISE SELECT CLASS, Section and subject from drop menu

SESSION		2019
CLASS	SECTION	SUBJECT
VI	A	HINDI
VI	B	HINDI
VIII	A	HINDI
VII	A	HINDI
VII	C	HINDI

FOR EXAMPLE: IF WE SELECT CLASS VI A HINDI. NOW CLICK ON “CLICK HERE” FOR STUDENT PROFILE OF CLASS VI A

CLASS	SECTION	SUBJECT	STUDENT PROFILE
VI	A	HINDI	CLICK HERE
VI	B	HINDI	CLICK HERE
VIII	A	HINDI	CLICK HERE
VII	A	HINDI	CLICK HERE
VII	C	HINDI	CLICK HERE

CLICK HERE TO ENTRE
STUDENT PROFILE

ENTER ADMISSION NUMBER & STUDENT NAME OF RESPECTIVE CLASS I.E. "VI A"

CLASS	VI	SECTION	A
S. NO.	ADMISSION NO	NAME OF THE STUDENT	REMARKS
1	1234	SUNIL KUMAR	ON ROLL
2	2345	SUNDER K	ON ROLL
3	4506	RAMESH	ON ROLL
4	2314	SURESH	ON ROLL
5	5698	REYANSH	ON ROLL
6	4875	NARESH	ON ROLL
7	4876	ANJANA	ON ROLL
8	5698	NAINA	ON ROLL
9	6545	NISHA	ON ROLL
10	3245	SAKSHI	ON ROLL
11	4587	HANZEL	ON ROLL
12	4569	LIZEL	ON ROLL
13	3246	SAHANA	ON ROLL
14	4875	RUHIN	ON ROLL
15	4873	SUSHIL	ON ROLL

DON'T CHANGE CLASS ON HOME PAGE ONCE YOU ENTER THE STUDENT DETAILS

FROM "HOME PAGE" SELECT MONTH FOR INPUT LAT MARKS FROM DROP MENU

KENDRIYA VIDYALAYA SAN
MUMBAI REGION
RESULT AUTOMATION FOR BACK TO BA
MAIN MENU

NAME OF K V SESSION: **KV INS MANDOVI 2019-20**

CLASS	SECTION	SUBJECT	STUDENT PROFILE	SELECT MONTH											
VI	A	HINDI	CLICK HERE	APR	MAY	JUN	JUL	AUG	SEP	OCT	NOV	DEC	JAN	FEB	
VI	A	ENGLISH	CLICK HERE	APR	MAY	JUN	JUL	AUG	SEP	OCT	NOV	DEC	JAN	FEB	
VI	A	MATHS	CLICK HERE	APR	MAY	JUN	JUL	AUG	SEP	OCT	NOV	DEC	JAN	FEB	
VI	A	SCIENCE	CLICK HERE	APR	MAY	JUN	JUL	AUG	SEP	OCT	NOV	DEC	JAN	FEB	
VI	A	SOCIAL SCI.	CLICK HERE	APR	MAY	JUN	JUL	AUG	SEP	OCT	NOV	DEC	JAN	FEB	
VI	A	SANSKRIT	CLICK HERE	APR	MAY	JUN	JUL	AUG	SEP	OCT	NOV	DEC	JAN	FEB	

CLICK ON MONTH TO
ENTER LAT MARKS

ENTRE THE MARKS FOR THE MONTH SELECTED. CONDUCT RETEST FOR STUDENTS SCORED L(-1), L(1) OR L(2)

• DO NOT APPLY CUT AND PASTE OPTION ANYWHERE

KV INS MANDOVI

MUMBAI REGION
AWARD LIST LAT

NAME OF MONTH: APR SUBJECT: MEENA
TFACHER: SECTION: A

CLASS: VI

S. NO.	ADM NO.	NAME OF THE STUDENT	MARKS OBT.	GRADE	RETEST SCORE	GRADE	GRADE
			M. MARKS →	45	30		
1	1234	SUNIL KUMAR					
2	2345	SUNDER K					
3	4506	RAMESH					
4	2314	SURESH					
5	5698	REYANSH					
6	4875	NARESH					
7	4876	ANJANA					
8	5698	NAINA					
9	6545	NISHA					
10	3245	SAKSHI					
11	4587	HANZEL					
12	4569	LIZEL					
13	3246	SAHANA					
14	4875	RUHIN					
15	4873	SUSHIL					
16							
17							
18							
19							
20							
21							

HOME STUDENT_PROFILE **MARKS_LAT** MARKS_SLA

ENTRE MAX. MARKS HERE

ENTRE MARKS OBT HERE

ENTRE RETEST MARKS HERE

EXAMPLE:

MAX MARKS FOR LAT: 45
MAX MARKS FOR RETEST: 30

KV INS MANDVI							
MUMBAI REGION							
AWARD LIST LAT							
NAME OF MONTH:		APR	SUBJECT		MEENA		
CLASS		VI	SECTION		A	SUBJECT HINDI	
S. NO.	ADM NO.	NAME OF THE STUDENT	MARKS OBT.	GRADE	RETEST SCORE	GRADE	FINAL GRADE
		M. MARKS →	45		30		
1	1234	SUNIL KUMAR	35	L3			L3
2	2345	SUNDER K	28	L2	30	L3	L3
3	4506	RAMESH	41	L3			L3
4	2314	SURESH	45	L3			L3
5	5698	REYANSH	15	L(-1)	20	L2	L2
6	4875	NARESH	19	L1	18	L2	L2
7	4876	ANJANA	36	L3			L3
8	5698	NAINA	37	L3			L3
9	6545	NISHA	29	L2	24	L3	L3
10	3245	SAKSHI	26	L2	22	L3	L3
11	4587	HANZEL	27	L2	20	L2	L2
12	4569	LIZEL	11	L(-1)	8	L(-1)	L(-1)
13	3246	SAHANA	19	L1	21	L3	L3
14	4875	RUHIN	28	L2	18	L2	L2
15	4873	SUSHIL	40	L3			L3
16							
17							
18							
19							
20							
21							

MARKS LAT

GRADES

RETEST MARKS LAT

RETEST GRADES

FINAL GRADES (BEST OUT OF TWO)

TEACHER NEED NOT TO CONDUCT THE RETEST FOR SAME WEITAGE. IT WILL CONVERT THE MARKS IN GRADES AND COMPARE. BEST GRADES OUT OF TEST AND RETEST WILL BE REFLECTED IN RETEST COLUMN

FROM "HOME PAGE" CLICK ON '[CLICK HERE](#)' TO ENTRE CLUSTER LEVEL, REGIONAL LEVEL, NATIONAL LEVEL SLATE AND SESSION ENDING EXAM.

	CLUSTER LEVEL SLATE	REGIONAL LEVEL SLATE	NATIONAL LEVEL SLATE	SESSION ENDING EXAM
JAN	CLICK HERE	CLICK HERE	CLICK HERE	CLICK HERE
JAN	CLICK HERE	CLICK HERE	CLICK HERE	CLICK HERE
JAN	CLICK HERE	CLICK HERE	CLICK HERE	CLICK HERE
JAN	CLICK HERE	CLICK HERE	CLICK HERE	CLICK HERE
JAN	CLICK HERE	CLICK HERE	CLICK HERE	CLICK HERE
JAN	CLICK HERE	CLICK HERE	CLICK HERE	CLICK HERE

[CLICK HERE FOR ENTRY OF MARKS](#)

NOW CLICK ON REPORTING FORMAT FROM HOME PAGE

SELECT CLASS, SECTION, SUBJECT AND MONTH. IT WILL AUTOMATICALLY FETCH AND CLASSIFY STUDENTS IN LEVEL WISE LEARNING ACHIEVEMENTS IN TWO WAYS i.e. BEFORE REMEDIATION AND AFTER REMEDIATION

SELECT CLASS

SELECT SECTION

SELECT SUBJECT

SELECT MONTH

[B] Monitoring cum Reporting Format
[TO BE FILLED ON THE LAST DAY OF EVERY MONTH]

CLASS: **VI** section **A** Subject **HINDI** Month **APR** SESSION **2019-20**

Name of the Unit/ lesson/ Topic	Learning achievement of students				Learning achievement of students after remediation					
	Level (-1)		Level (1)		Level (2)		Level (3)			
	RN	Name of student	RN	Name of student	RN	Name of student	RN	Name of student		
	5	REYANSH	6	NARESH	2	SUNDER K	1	SUNIL KUMAR		
	12	LIZEL	13	SAHANA	9	NISHA	3	RAMESH		
				10	SAKSHI	4	SURESH	11	HANZEL	
				11	HANZEL	7	ANJANA	14	RUHIN	
				14	RUHIN	8	NAINA		7	ANJANA
						15	SUSHIL		8	NAINA
									9	NISHA
									10	SAKSHI
									13	SAHANA
									15	SUSHIL

[HOME](#) | [STUDENT_PROFILE](#) | [MARKS_LAT](#) | [MARKS_SLATE](#) | **[REPORTING FORMAT](#)** | [REPORT CARD](#) | [consolidated](#) | [consolidated CLASS WISE](#)

REPORT CARD

SELECT CLASS, SECTION, SUBJECT AND ROLL NO. REPORT CARD OF PARTICULAR STUDENT ALONG WITH BAR GRAPH WILL BE DISPLAYED.

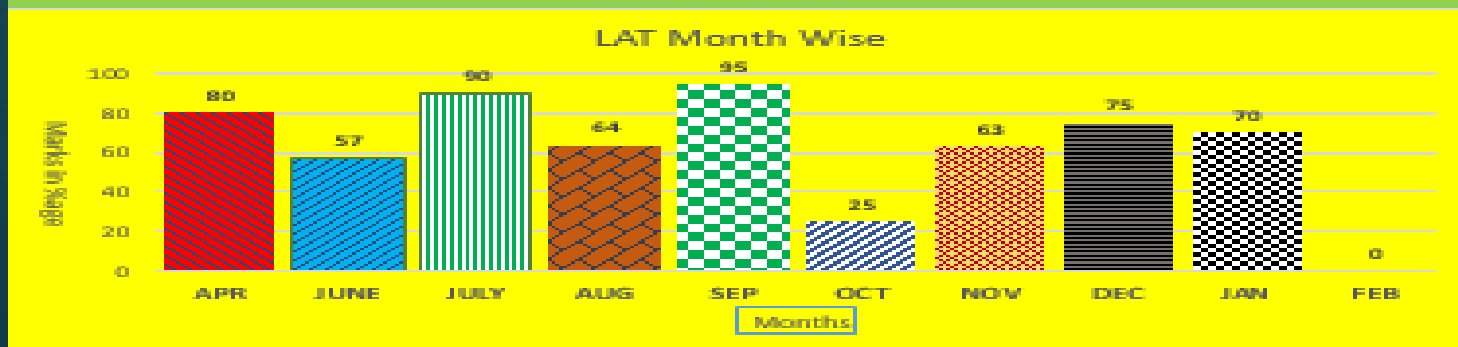
1. SELECT CLASS

2. SELECT SECTION

3. SELECT SUBJECT

4. SELECT ROLL NO.

SESSION		2019-20				ADMN NO.	1234			
NAME OF THE STUDENT		Hanzel				ROLL NO.	1			
CLASS	VII	SECTION	A	SUBJECT		HINDI				
LAT EXAMINATION										
NAME OF MONTH	APR	JUNE	JULY	AUG	SEP	OCT	NOV	DEC	JAN	FEB
MARKS OBT (100)	80	57	90	64	95	25	63	75	70	
LEVEL/GRADE	L3	L2	L3	L2	L3	L(-1)	L2	L3	L2	
SLATE/SEE		Cluster level slate		Regional level slate		National Level Slate				
MARKS OBT (100)		63		75		93				
LEVEL/GRADE		L2		L3		L3				





KV INS MANDOVI

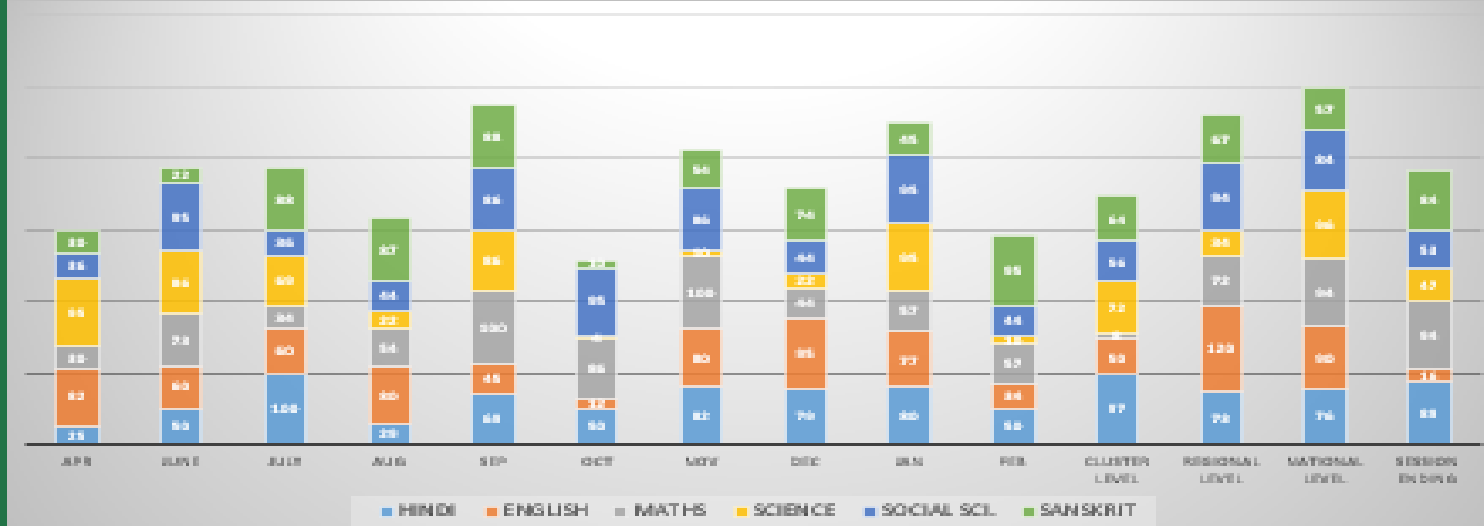
REPORT CARD BACK TO BASICS



SESSION	2019-20	ADMIN NO.	4569												
NAME OF THE STUDENT	LIZEL	ROLL NO.	12												
CLASS	VIII	SEC	G												
Subject	LAT EXAMINATION											SLATE/SEE EXAMINATION			
	NAME OF MONTHS	APR	JUNE	JULY	AUG	SEP	OCT	NOV	DEC	JAN	FEB	Cluster Level	Regional Level	National Level	Session Ending
HINDI	MARKS OUT (100)	25	50	100	29	69	50	82	79	80	50	97	73	76	89
	LEVEL/GRADE	L(-1)	L2	L3	L(-1)	L2	L2	L3	L3	L3	L2	L3	L3	L3	L3
ENGLISH	MARKS OUT (100)	82	60	60	80	45	12	80	95	77	34	50	120	90	16
	LEVEL/GRADE	L3	L2	L2	L3	L1	L(-1)	L3	L3	L3	L(-1)	L2	L3	L3	L(-1)
MATHS	MARKS OUT (100)	30	73	34	54	100	86	100	44	57	57	8	72	94	94
	LEVEL/GRADE	L(-1)	L3	L(-1)	L2	L3	L3	L3	L1	L2	L2	L(-1)	L3	L3	L3
SCIENCE	MARKS OUT (100)	95	86	69	22	86	4	10	22	95	10	72	34	96	47
	LEVEL/GRADE	L3	L3	L2	L(-1)	L3	L(-1)	L(-1)	L(-1)	L3	L(-1)	L3	L(-1)	L3	L1
SOCIAL SCI	MARKS OUT (100)	36	95	36	44	86	95	86	44	95	44	56	94	84	53
	LEVEL/GRADE	L1	L3	L1	L1	L3	L3	L3	L1	L3	L1	L2	L3	L3	L2
SANSKRIT	MARKS OUT (100)	30	22	88	87	88	10	54	74	45	95	64	67	57	84
	LEVEL/GRADE	L(-1)	L(-1)	L3	L3	L3	L(-1)	L2	L3	L1	L3	L2	L2	L2	L3

CLASS WISE REPORT CARD

SELECT ROLL NO.



RESULT ANALYSIS CLASS AND SECTION WISE (BACK TO BASICS)											
CLASS	VI	SECTION				A	SUBJEC				HINDI
NAME OF LAT/SLATE/SEE	Total No. of Student appeared	No. of students scored <35 [L(-1)]	No. of students scored >35 but <50 [L(1)]	No. of students scored >50 but <70 [L(2)]	No. of students scored >70 [L(3)]	% of students scored <35 [L(-1)]	% of students scored >35 but <50 [L(1)]	% of students scored >50 but <70 [L(2)]	% of students scored >70 [L(3)]		
APR	15	1	0	4	10	6.67	0.00	26.67	66.67		
MAY	5	1	1	1	2	20.00	20.00	20.00	40.00		
JUN	5	1	1	0	3	20.00	20.00	0.00	60.00		
JUL	5	1	1	0	3	20.00	20.00	0.00	60.00		
AUG	5	1	1	1	2	20.00	20.00	20.00	40.00		
SEP	5	1	1	0	3	20.00	20.00	0.00	60.00		
OCT	5	1	1	1	2	20.00	20.00	20.00	40.00		
NOV	5	1	2	0	2	20.00	40.00	0.00	40.00		
DEC	5	1	1	0	3	20.00	20.00	0.00	60.00		
JAN	5	1	1	0	3	20.00	20.00	0.00	60.00		
AVG. LAT						18.67	20.00	8.67	52.67		
CLUSTER LEVEL SLAT	15	0	3	5	7	0.00	20.00	33.33	46.67		
REGIONAL LEVEL SLAT	15	3	1	4	7	20.00	6.67	26.67	46.67		
NATIONAL LEVEL SLAT	5	1	1	1	2	20.00	20.00	20.00	40.00		
ANNUAL EXAMINATIO	15	2	3	5	5	13.33	20.00	33.33	33.33		

CONSOLIDATED LAT WILL SHOW THE RESULT ANALYSIS OF A PARTICULAR SUBJECT OF A CLASS INCLUDING VARIOUS MONTH LAT AND SLATE IN TERMS OF NUMBERS AND PERCENTAGE

KENDRIYA VIDYALAYA SANGATHAN

MUMBAI REGION

NAME OF KV

KV INS MANDOVI

RESULT ANALYSIS CONSOLIDATED CLASS WISE(BACK TO BASICS)

CLUSTER LEVEL SLATE

CLASS	SECTION	SUBJECT	Total No. of Students appeared	No. of students scored <35	No. of students scored >35 but <50	No. of students scored >50 but <70	No. of students scored >70	% of students scored <35	% of students scored >35 but <50	% of students scored >50 but <70	% of students scored >70
				[L(-1)]	[L(1)]	[L(2)]	[L(3)]	[L(-1)]	[L(1)]	[L(2)]	[L(3)]
VI	A	HINDI	15	0	3	5	7	0.00	20.00	33.33	46.67
VI	A	MATHS	5	1	1	1	2	20.00	20.00	20.00	40.00
II	A	ENGLISH									
II	A	EVS									

CONSOLIDATED CLASS WISE SHEET WILL SHOW THE QUICK COMPARISON BETWEEN CLASS SISE OR SUBJECT WISE CLUSTER LEVEL, REGIONAL LLEVEL, NATIONAL LEVEL AND SESSION ENDING EXAM AS PER KVS FORMATS IN TERMS OF PERCNETAGE AND NUMBERS

THANK YOU

ANIL KUMAR
(PGT MATHS, KV INS MANDOVI)

anilduhanharyana@gmail.com

SUNDER LAL YADAV
(PGT CS, KV 1 CHAMERA (NHPC))

sunderjnv@gmail.com